

Panel di Banche Analizzato

Allianz  **Bank**
Financial Advisors

 **AZIMUT**
CAPITAL MANAGEMENT

 **BANCA
GENERALI**

 **mediolanum** BANCA

 **widiba**

 **CREDEM**

Deutsche Bank
Financial Advisors 

 **BNL-BNP PARIBAS**
LIFE BANKER

 **FINECO**
BANK

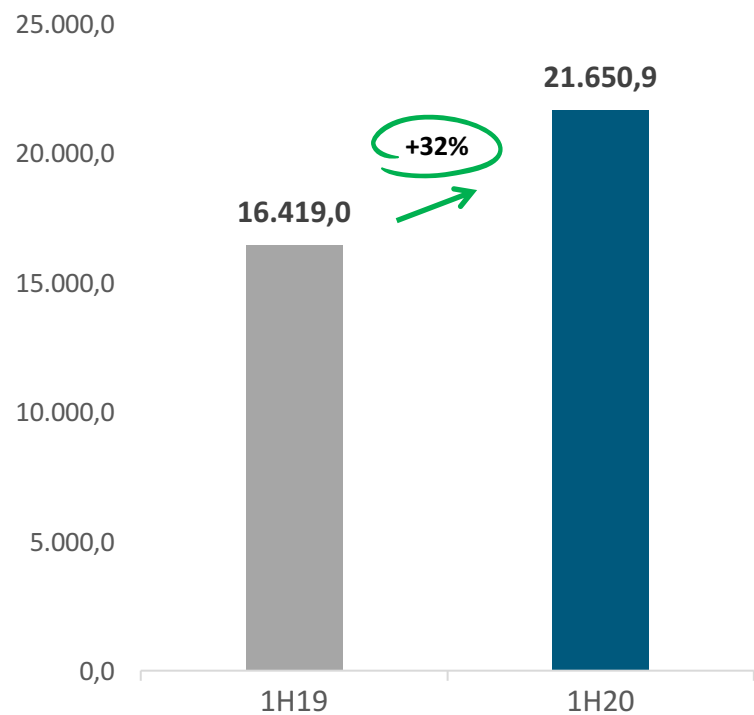
 **FIDEURAM**

 **INTESA SANPAOLO**
PRIVATE BANKING

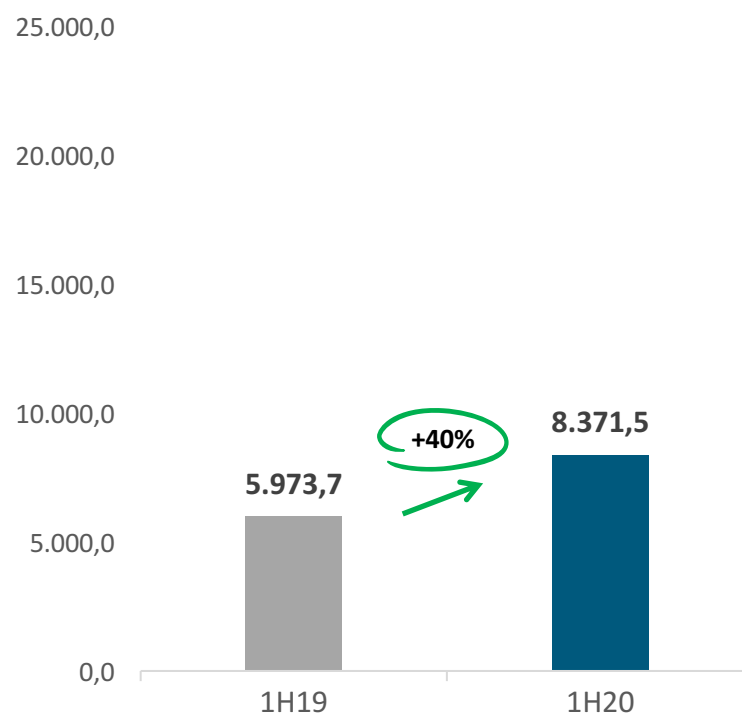
IWBank
PRIVATE INVESTMENTS
Gruppo  

 **SANPAOLO INVEST**

Raccolta Netta Totale (€mln)



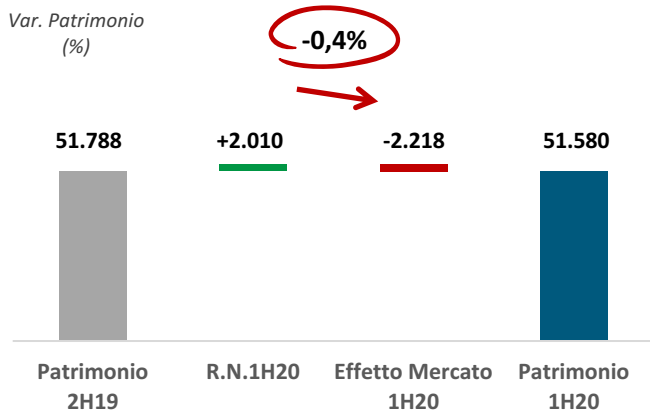
Raccolta Netta Gestita (€mln)



Evoluzione Patrimonio Totale Reti (1/2)

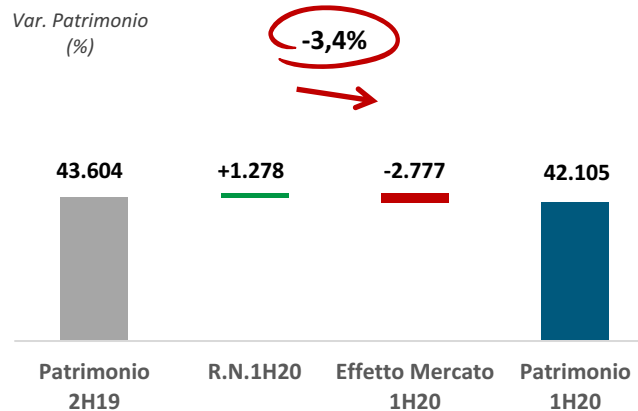
Allianz  **Bank**
Financial Advisors

(€Mln)



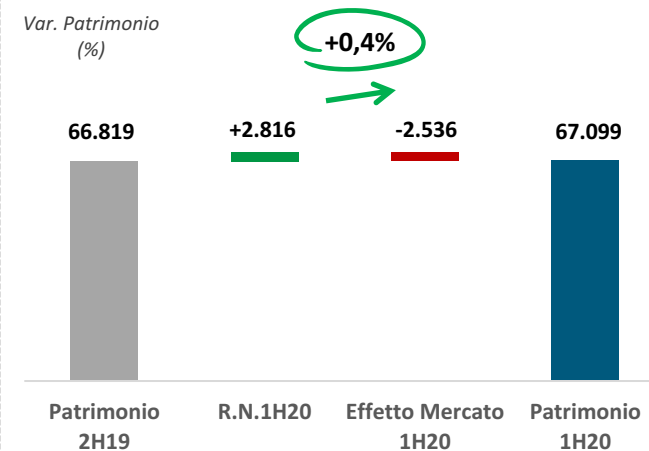
AZIMUT
CAPITAL MANAGEMENT

(€Mln)



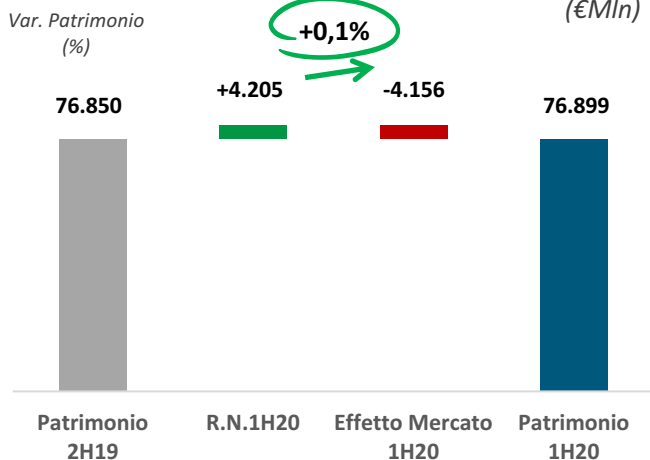
BANCA GENERALI

(€Mln)




mediolanum BANCA

(€Mln)




widiba

(€Mln)



CREDEM

(€Mln)



Fonte: Analisi Excellence su dati Report Assoreti

Patrimonio Totale : somma di Patrimonio Gestito, Patrimonio Amministrato e Liquidità

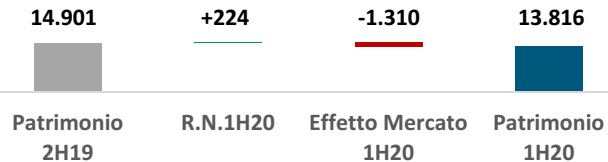
Evoluzione Patrimonio Totale Reti (2/2)



(€Mln)

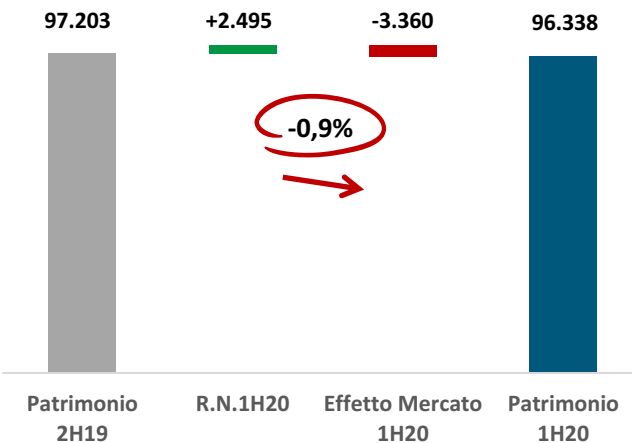
Var. Patrimonio (%)

-7,3%



(€Mln)

-0,9%



(€Mln)

Var. Patrimonio (%)

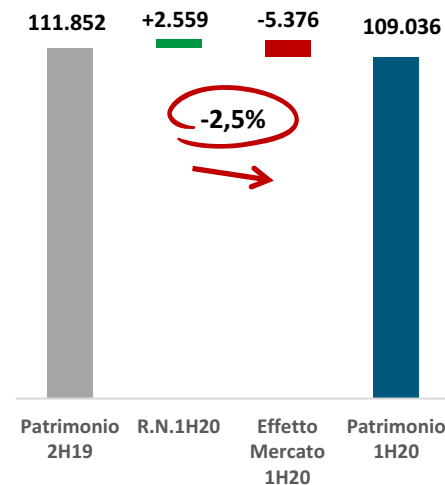
+1,4%



(€Mln)



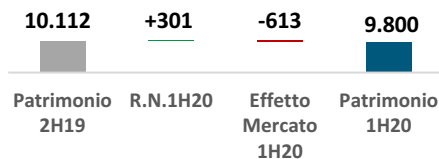
-2,5%



(€Mln)

-3,1%

Var. Patrimonio (%)



(€Mln)

Var. Patrimonio (%)

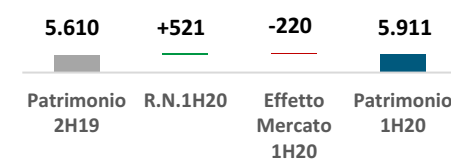
-1,3%



(€Mln)

Var. Patrimonio (%)

+5,4%



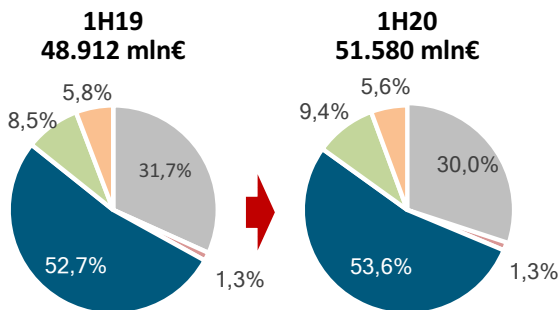
Fonte: Analisi Excellence su dati Report Assoreti

Patrimonio Totale : somma di Patrimonio Gestito, Patrimonio Amministrato e Liquidità

Composizione Patrimonio Gestito Reti (1/2)

- Liquidità
- Amministrato
- Fondi e Sicav
- GPM e GPF
- Ass. e Prev.

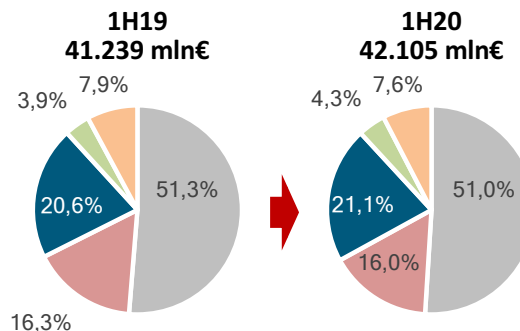
Allianz Bank Financial Advisors



Delta p.p.:

Liquidità:	+1,0
Amministrato:	-0,2
F.di e Sicav:	-1,7
GP:	-
Ass. e Prev.:	+0,9

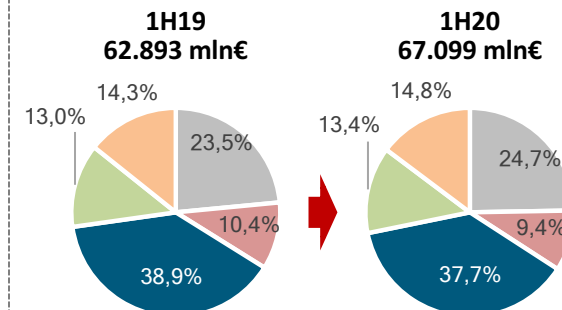
AZIMUT CAPITAL MANAGEMENT



Delta p.p.:

Liquidità:	+0,3
Amministrato:	-0,2
F.di e Sicav:	-0,3
GP:	-0,3
Ass. e Prev.:	+0,5

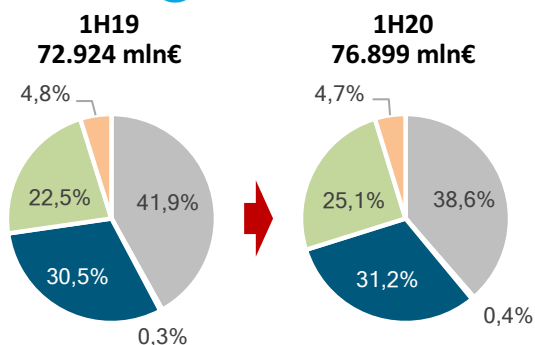
BANCA GENERALI



Delta p.p.:

Liquidità:	+0,5
Amministrato:	+0,5
F.di e Sicav:	+1,2
GP:	-1,0
Ass. e Prev.:	-1,2

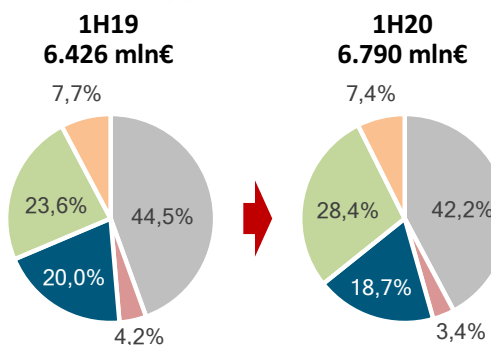
mediolanum BANCA



Delta p.p.:

Liquidità:	+2,6
Amministrato:	-0,1
F.di e Sicav:	-3,3
GP:	-
Ass. e Prev.:	+0,7

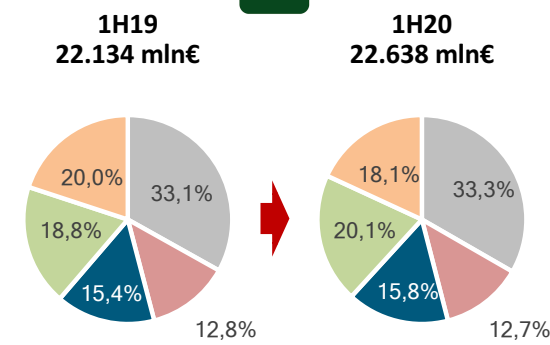
widiba



Delta p.p.:

Liquidità:	+4,7
Amministrato:	-0,4
F.di e Sicav:	-2,3
GP:	-0,8
Ass. e Prev.:	-1,3

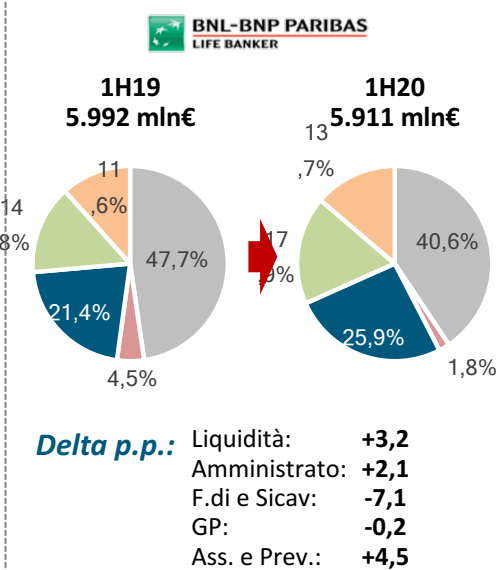
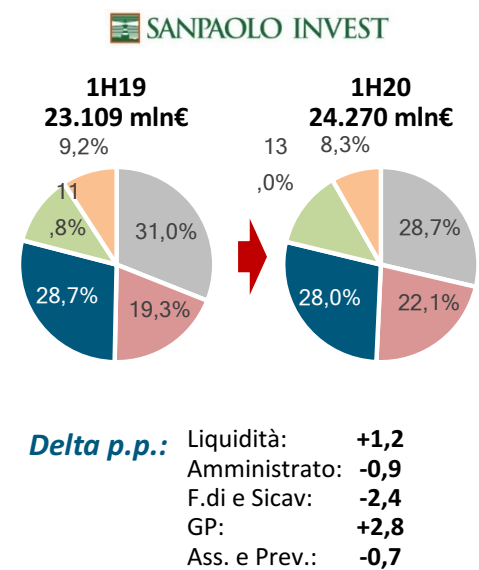
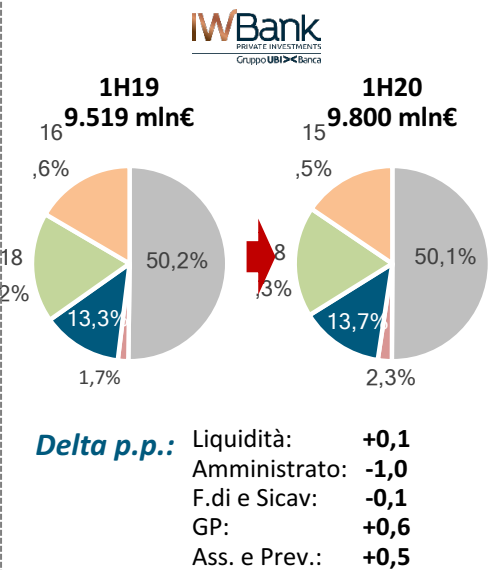
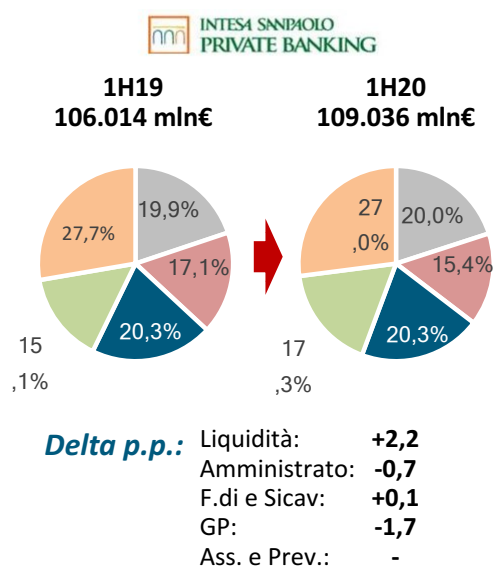
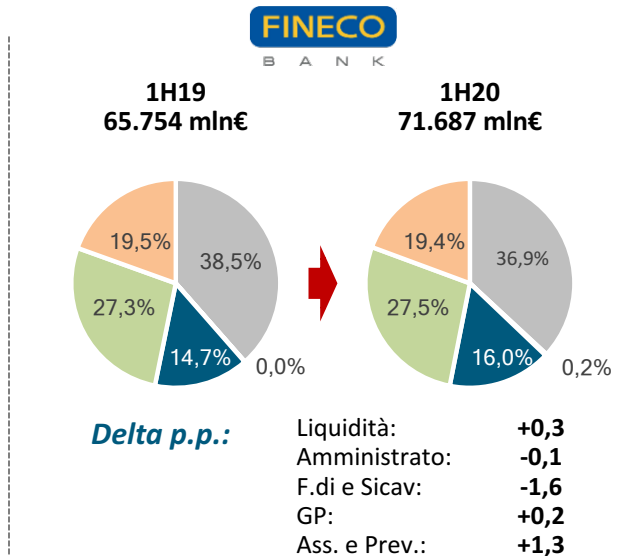
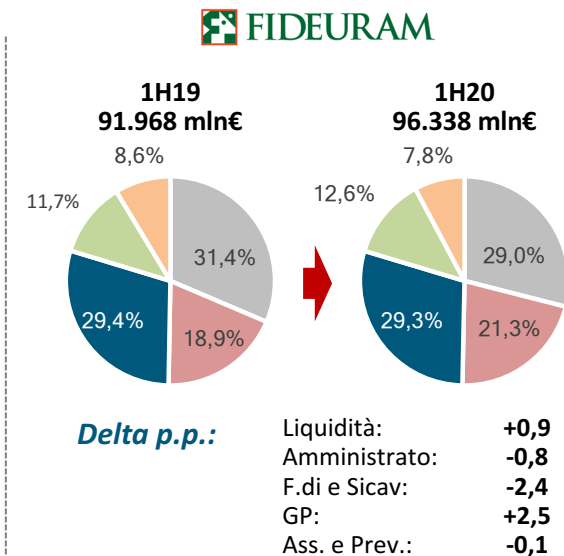
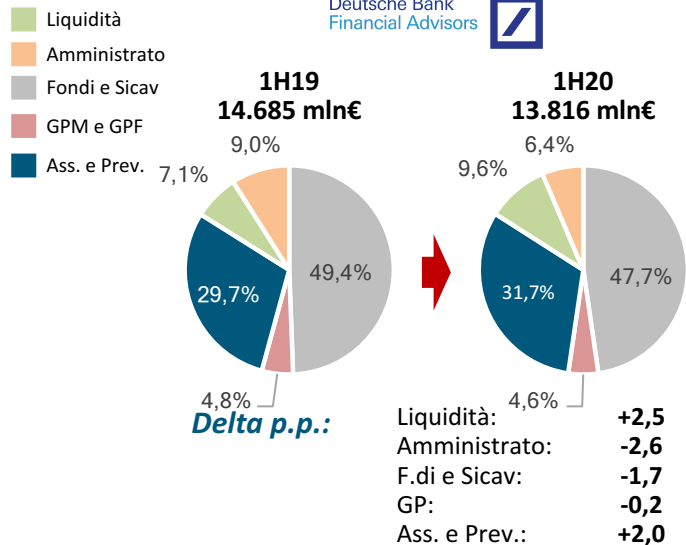
CREDEM



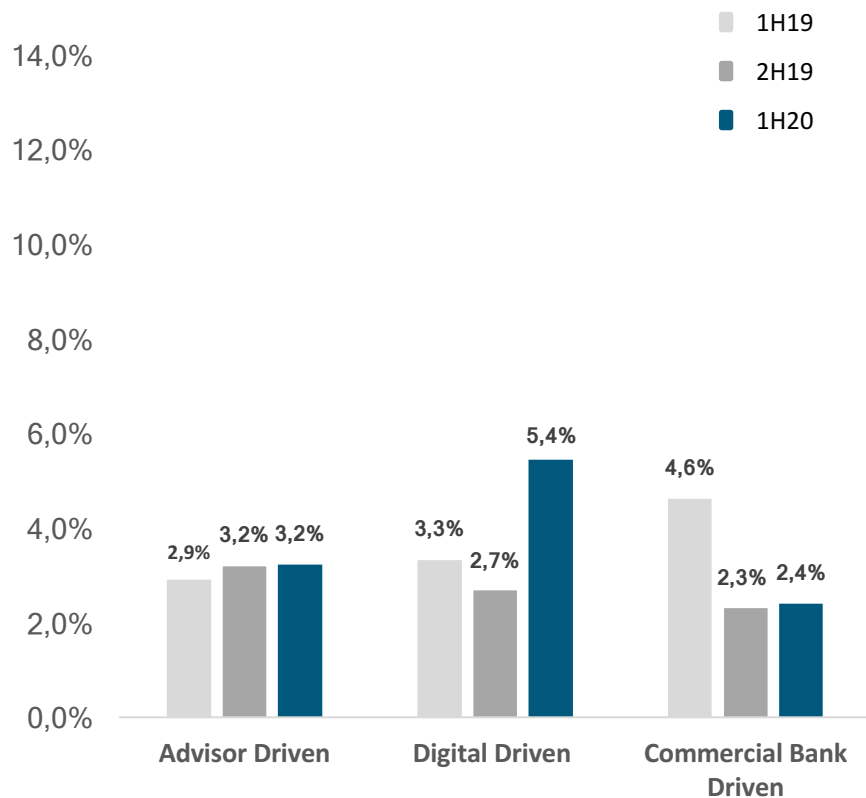
Delta p.p.:

Liquidità:	+1,3
Amministrato:	-1,8
F.di e Sicav:	+0,2
GP:	-0,1
Ass. e Prev.:	+0,4

Composizione Patrimonio Gestito Reti (2/2)



R.N. Totale / Patrimonio Totale



*Patrimonio Totale: media tra il patrimonio a inizio e fine semestre di riferimento